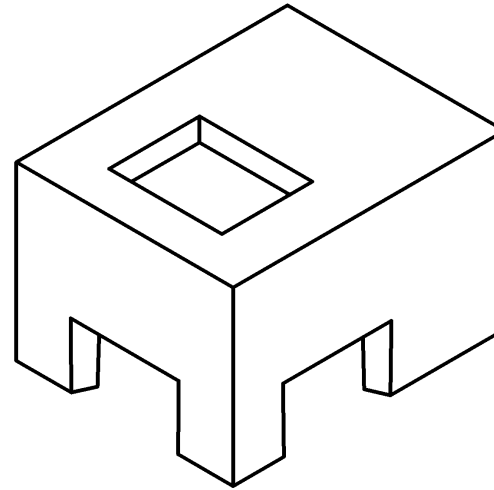
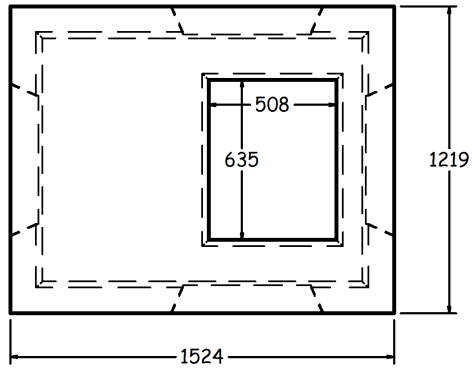


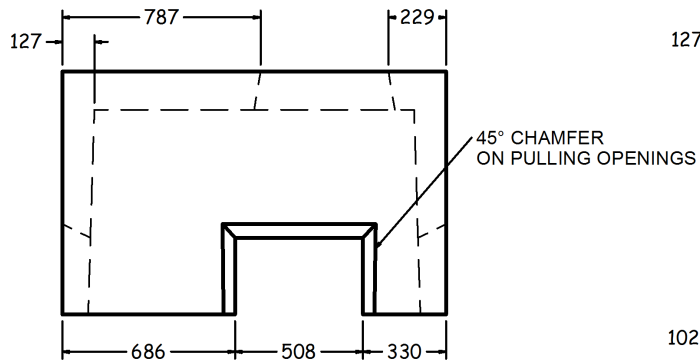
OPTIONS AVAILABLE UPON REQUEST INCLUDE:

DUCT TERMINATORS  
CAST-IN PULLING EYES

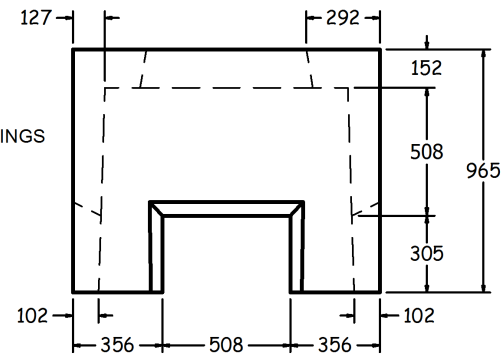
TOP VIEW  
1:30



ISOMETRIC VIEW  
1:30



FRONT VIEW  
1:30



SIDE VIEW  
1:30

## SPECIFICATIONS

ALL DIMENSIONS IN MILLIMETRES.

### CONCRETE:

35 MPa @ 28 DAYS,  
5-8% AIR ENTRAINMENT IN ACCORDANCE  
WITH CSA A23.1 MOD-M90.

### REINFORCING:

IN ACCORDANCE WITH CSA G30.18 & OPSS 1440.  
ALL REINFORCING STEEL HAS 30mm MIN. COVER.

### WEIGHT:

1545 KG

### NOTES:

REINFORCING DETAILS AVAILABLE UPON REQUEST.

SUITABLE FOR TRANSFORMER UP TO 150 KVA.

VARIABLE OPENINGS IN TOP SLAB  
AVAILABLE UPON REQUEST.

**453 LA TRANSFORMER VAULT- NO BASE (M01790S)**



1645 SYDENHAM RD.  
KINGSTON, ONT.

PHONE:  
(800) 223-0012  
1-613-546-6683

[www.anchorconcrete.com](http://www.anchorconcrete.com)