

SPECIFICATIONS

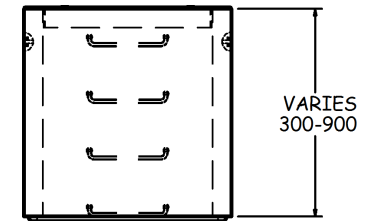
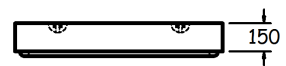
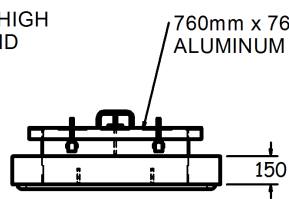
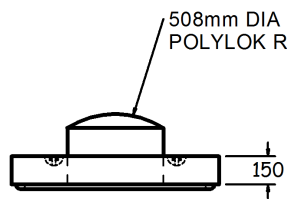
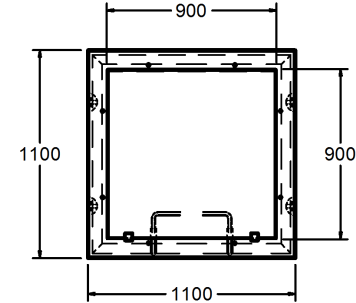
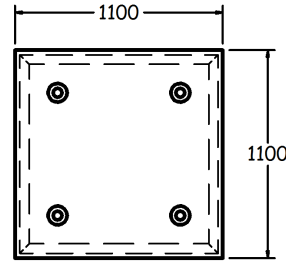
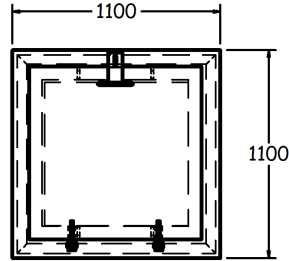
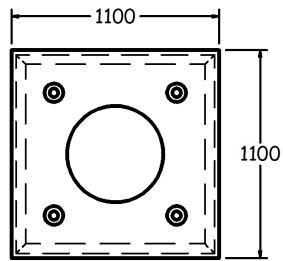
ALL DIMENSIONS IN MILLIMETRES.

CONCRETE:

45 MPa @ 28 DAYS,
5-8% AIR ENTRAINMENT IN ACCORDANCE
WITH CSA A23.1 MOD-M90

REINFORCING:

IN ACCORDANCE WITH OPSS 1440.
ALL REINFORCING STEEL HAS 30mm MIN. COVER.
REINFORCING DETAILS AVAILABLE UPON REQUEST.



CAST-IN POLYLOK RISER
OPTION

381 KG

CAST-IN ALUMINUM ACCESS HATCH
OPTION

280 KG

SOLID LID
OPTION

443 KG

OPTIONAL ACCESS
RISER

3180 KG/V.M.

MODULAR TANK ACCESS
(AVAILABLE ON 7700, 9900 AND 11000 GALLON TANKS)



1645 SYDENHAM RD.
KINGSTON, ONT.

PHONE:
(800) 223-0012
1-613-546-6683

www.anchorconcrete.com