

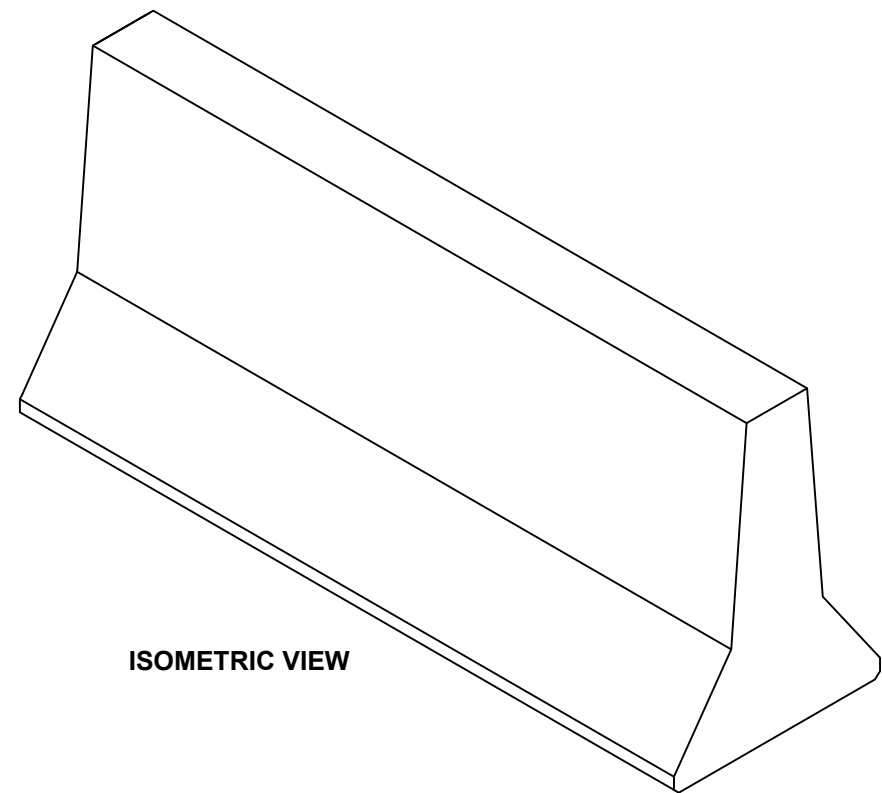
NOTES:

ALL DIMENSIONS IN MILLIMETERS UNLESS OTHERWISE STATED.

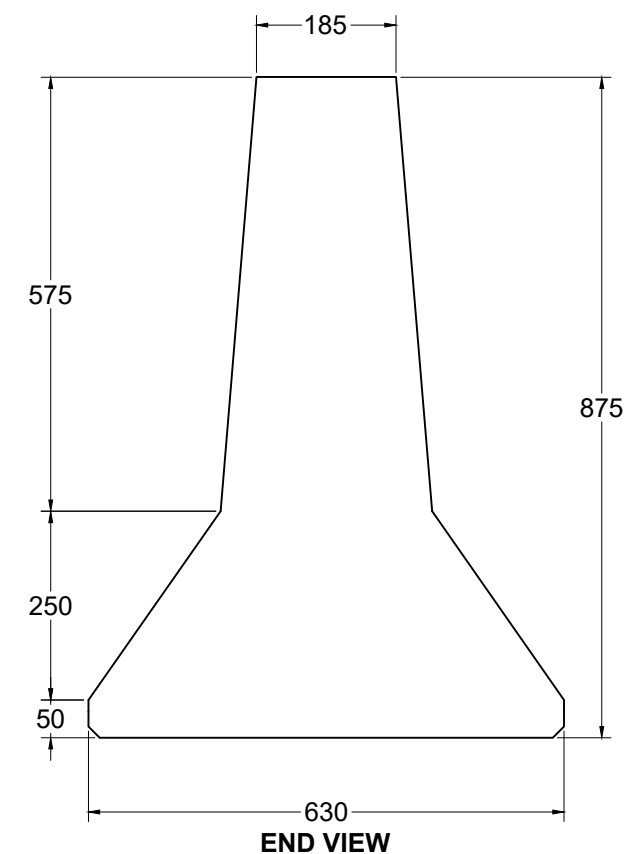

NOT TO SCALE

WEIGHT: 1.3 TONNES

INSTALLATION BY OTHERS



ISOMETRIC VIEW



SPECIFICATIONS:
PRODUCT DESIGNED IN ACCORDANCE WITH CSA A23.3

PRODUCTION:
IN ACCORDANCE WITH CSA A23.4

CONCRETE:
IN ACCORDANCE WITH CSA A23.1
EXPOSURE CLASS: C1, 28 DAY COMP. STRENGTH: 35MPA, AIR ENTRAINMENT 5-8%

REINFORCING:
IN ACCORDANCE WITH WITH CSA G30.18
GRADE 400W

TRAFFIC BARRIER HALF SIZED

DRAWN BY:

JS

DATE:

AUG 2023



1645 SYDENHAM RD.
KINGSTON, ON

PHONE:
(800) 223-0012
1-613-546-6683

WWW.ANCHORCONCRETE.COM